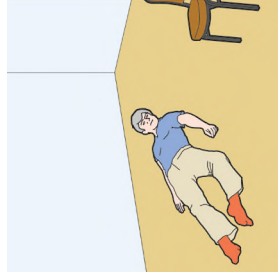


How to get up from a fall

1. Prepare



Getting up quickly or the wrong way could make an injury worse. If you are hurt, call for help using a medical alert service or a telephone.

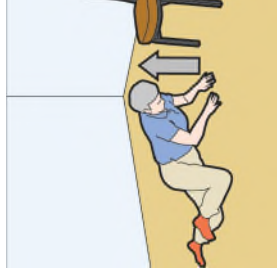


Look around for a sturdy piece of furniture, or the bottom of a staircase. Don't try and stand up on your own.



Roll over onto your side by turning your head in the direction you are trying to roll, then move your shoulders, arm, hips, and finally your leg over.

2. Rise



Push your upper body up. Lift your head and pause for a few moments to steady yourself.

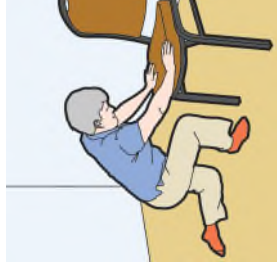


Slowly get up on your hands and knees and crawl to a sturdy chair.

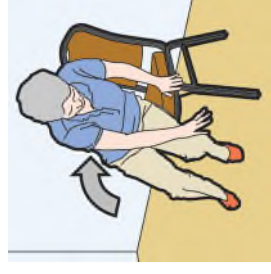


Place your hands on the seat of the chair and slide one foot forward so it is flat on the floor.

3. Sit



Keep the other leg bent with the knee on the floor.



From this kneeling position, slowly rise and turn your body to sit in the chair.



Sit for a few minutes before you try to do anything else.

Talk to your primary care provider about having a fall-risk evaluation. The fact that you have fallen once means you have a high risk of falling again.